

DIAMOND BLADES

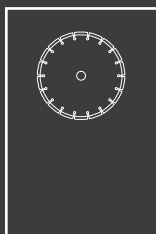


DIAMOND BLADES

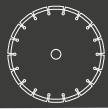
CONTINUOUS RIM AND TURBO DIAMOND BLADES (FOR CERAMIC) ... D2
 TURBO AND SEGMENTED DIAMOND BLADES (FOR BUILDING MATERIALS,
 MARBLE AND GRANITE) D3
 DIAMOND DISCS FOR CUT, BEVEL, GROOVES D4



A selection of quality diamond discs for the processing of many different materials. From segmented discs for cutting building materials, tufa, granite and cement, to those for cutting, bevel and cutting simultaneously and grooving (creation of anti-slip channels) specifically designed for porcelain tiles. As well as discs for cutting ceramic: from the most delicate continual crown, to the "turbo" discs, an effective compromise between performance and quality of the cut.



CONTINUOUS RIM AND TURBO DIAMOND BLADES (FOR CERAMIC AND PORCELAIN TILES)



DIAMOND BLADES



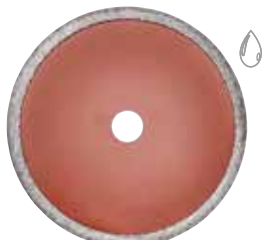
179CC350




179CC300



179CC200



179CC200E



179CC150



179CC115



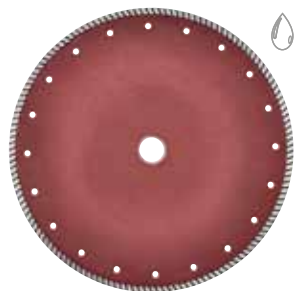
179CC150SE




179CCL115



179CCT350



179CCT300



179CCT250



179CCT125



179CCT115

CONTINUOUS RIM DIAMOND BLADES FOR CERAMIC (WET USE)

Part No.	Barcode	Box	Diagram 1	Diagram 2	Rim height		Weight	Weight
179CC350	8024648004048	1	350 mm 14"	30 / 25,4 mm 1 3/16" / 1"	7 mm	9/32"	1,40 Kg	3 lbs
179CC300	8024648004055	1	300 mm 12"	30 / 25,4 mm 1 3/16" / 1"	10 mm	13/32"	1 Kg	2.2 lbs
179CC200	8024648004079	1	200 mm 8"	25,4 mm 1"	7 mm	9/32"	400 gr	14.1 oz
179CC200E	8024648004086	1	200 mm 8"	25,4 mm 1"	10 mm	13/32"	400 gr	14.1 oz
179CC150	8024648004109	1	150 mm 6"	25,4 mm 1"	10 mm	13/32"	170 gr	6.0 oz
179CC150SE	8024648007171	1	150 mm 6"	22,2 mm 7/8"	8 mm	5/16"	230 gr	8.1 oz
179CC115	8024648004192	1	115 mm 4 1/2"	20 mm 5/8"	6 mm	1/4"	110 gr	3.8 oz

TURBO DIAMOND BLADES FOR CERAMIC

Part No.	Barcode	Box	Diagram 1	Diagram 2	Rim height		Weight	Weight
179CCT350	8024648003980	1	350 mm 14"	30 / 25,4 mm 1 3/16" / 1"	7 mm	9/32"	1,55 Kg	3.4 lbs
179CCT300	8024648003997	1	300 mm 12"	30 / 25,4 mm 1 3/16" / 1"	7 mm	9/32"	900 gr	31.7 oz
179CCT250	8024648004000	1	250 mm 10"	25,4 mm 1"	7 mm	9/32"	700 gr	24.7 oz
179CCT125	8024648075703	1	125 mm 5"	22,2 mm 7/8"	7 mm	9/32"	110 gr	3.9 oz
179CCL115	8050532012110	1	115 mm 4 1/2"	22,2 mm 7/8"	10 mm	13/32"	90 gr	3.2 oz
179CCT115	8024648004024	1	115 mm 4 1/2"	20 mm 5/8"	6 mm	1/4"	110 gr	3.8 oz



SEGMENTED DIAMOND BLADES (FOR BUILDING MATERIALS, MARBLE AND GRANITE)



DIAMOND BLADES



179CCT350E



179CCT250E



179SET600



179SET500




179SET400TU



179SET360E



179SET350G



179SET300G

SEGMENTED TURBO DIAMOND BLADES FOR BUILDING MATERIALS

Part No.	Barcode	Box	Ø	Ø	Ø	Rim height	Weight	Weight				
179CCT350E	8050532002333	1	350 mm	14"	30 / 25,4 mm	1 3/16" / 1"	7 mm	9/32"	1 Kg	2.2 lbs	1,2 Kg	2.6 lbs
179CCT250E	8050532002319	1	250 mm	10"	25,4 mm	1"	7 mm	9/32"	1,6 Kg	3.5 lbs	1,8 Kg	4 lbs

SEGMENTED DIAMOND BLADES FOR BUILDING MATERIALS

Part No.	Barcode	Box	Ø	Ø	Ø	Rim height	Weight	Weight				
179SET600	8024648059536	1	630 mm	24 7/8"	30 mm	1 3/16"	10 mm	13/32"	8,5 Kg	18.7 lbs	9,3 Kg	20.5 lbs
179SET500	8024648017925	1	500 mm	20"	30 mm	1 3/16"	7 mm	9/32"	4,5 Kg	9.8 lbs	4,9 Kg	10.8 lbs
179SET360E	8024648054166	1	360 mm	14 3/16"	30 / 25,4 mm	1 3/16" / 1"	7 mm	9/32"	1,7 Kg	3.7 lbs	2,5 Kg	5.5 lbs

SEGMENTED DIAMOND BLADES FOR GRANITE AND MARBLE

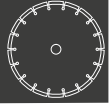
Part No.	Barcode	Box	Ø	Ø	Ø	Rim height	Weight	Weight				
179SET350G	8024648005946	1	350 mm	14"	30 / 25,4 mm	1 3/16" / 1"	7 mm	9/32"	1,6 Kg	3.5 lbs	1,8 Kg	4 lbs
179SET300G	8024648004147	1	300 mm	12"	30 / 25,4 mm	1 3/16" / 1"	7 mm	9/32"	1 Kg	2.2 lbs	1,2 Kg	2.6 lbs

SEGMENTED DIAMOND BLADES FOR TUFA

Part No.	Barcode	Box	Ø	Ø	Ø	Rim height	Weight	Weight				
179SET400TU	8024648065667	1	406 mm	16"	25,4 mm	1"	7 mm	9/32"	2,3 Kg	5 lbs	2,8 Kg	6.2 lbs



DIAMOND DISCS FOR CUT, BEVEL, GROOVES



DIAMOND BLADES



179SET300BS



179SET250SP



179SET200SP



179SET350B



179SET300B



179SET300BH20



179SET250BE



179CC250B



179SCAN4D300

SPECIAL SEGMENTED DIAMOND BLADES FOR PORCELAIN WITH MULTILAYER TECHNOLOGY ("SANDWICH")

Part No.	Barcode	Box	Disc	Disc	Rim height	Weight	Weight					
179SET300BS	8024648076076	1	300 mm	12"	30/25,4 mm	1 3/16" / 1"	10 mm	13/32"	1 Kg	2.2 lbs	1,2 Kg	2.6 lbs
179SET250SP	8024648080912	1	250 mm	10"	25,4 mm	1"	10 mm	13/32"	780 gr	27.5 oz	1 Kg	2.2 lbs
179SET200SP	8024648076137	1	200 mm	8"	25,4 mm	1"	10 mm	13/32"	574 gr	20.2 oz	1,2 Kg	2.6 lbs

SEGMENTED DIAMOND BLADES FOR PORCELAIN AND CERAMIC TILES

Part No.	Barcode	Box	Disc	Disc	Rim height	Weight	Weight					
179SET350B	8024648011022	1	350 mm	14"	30/25,4 mm	1 3/16" / 1"	10 mm	13/32"	1,3 Kg	2.9 lbs	1,6 Kg	3.5 lbs
179SET300B	8024648004154	1	300 mm	12"	30/25,4 mm	1 3/16" / 1"	10 mm	13/32"	1 Kg	2.2 lbs	1,2 Kg	2.6 lbs
179SET250BE	8024648054166	1	250 mm	10"	25,4 mm	1"	10 mm	13/32"	574 gr	20.2 oz	1,2 Kg	2.6 lbs

SEGMENTED DIAMOND BLADES FOR PORCELAIN (SPECIFIC FOR 20 mm THICKNESS MATERIAL)

Part No.	Barcode	Box	Disc	Disc	Rim height	Weight	Weight					
179SET300BH20	8050532010994	1	300 mm	12"	30/25,4 mm	1 3/16" / 1"	20 mm	25/32"	1,1 Kg	2.4 lbs	1,3 Kg	2.8 lbs

CONTINUOUS RIM DIAMOND BLADES 45° PROFILE FOR BEVEL

Part No.	Barcode	Box	Profile	Disc	Disc	Rim height	Weight	Weight					
179CC250B	8024648004161	1	45°	250 mm	10"	30 mm	1 3/16"	10 mm	13/32"	600 gr	21.2 oz	650 gr	23 oz

DIAMOND BLADES FOR CHANNEL CUT / ANTI-SLIP GROOVE

Part No.	Barcode	Box	Profile	Disc thickness	Disc	Disc	Rim height	Weight	Weight						
179SCAN4D300	8024648071415	1	Channel	4 mm	5/32"	300 mm	12"	30 mm	1 3/16"	30 mm	1 3/16"	1 Kg	2.2 lbs	1,2 Kg	2,6 lbs

